

V1.0



2026-27

# CATALOGUE

Partners:



CASAMBI




Design, Developed & Manufactured in India



startupindia





**TABLE**

**OF CONTENTS**

|    |       |                                 |
|----|-------|---------------------------------|
| 01 | ————— | <b>Constant Current Drivers</b> |
| 14 | ————— | <b>Strip Light Controllers</b>  |
| 15 | ————— | <b>Magnetic Track</b>           |
| 17 | ————— | <b>Accessories</b>              |



# 14W MINI PRO

CONSTANT CURRENT DRIVERS

IS-15885  
(PART 2/REG-13) : 2012

R-71020315

Made In India

UNWIRED connect

Standby Power ~0.5W

8.5-9.5mm<sup>ø</sup>

Wire 0.4-1.5

Wiring See Datasheet

Wireless Dimmable:  
 1Ch  2Ch

**CCD 14-300 MINI PRO**  
CONSTANT CURRENT LED DRIVER  
Input Range - 220V to 240V Prated = 14W  
ta 5°C - 45°C to max 85°C U-OUT = 55V

SELV

RoHS COMPLIANT

| SW1 | SW2 | Iout [mA] | Pout [W] | Vout [Vdc] | Un/Fn     | In [A] | λ [PF] | THD [%] |
|-----|-----|-----------|----------|------------|-----------|--------|--------|---------|
| ON  | ON  | 300       | 13.50    | 20V-45V    | 230V 50Hz | 0.068  | >0.98  | <5      |
| OFF | ON  | 250       | 11.25    |            |           | 0.057  |        |         |
| ON  | OFF | 200       | 9.00     |            |           | 0.046  |        |         |
| OFF | OFF | 150       | 6.75     |            |           | 0.035  |        |         |

ON ↔ OFF

2

1

Ch2 [WW]

SEC

Ch1 [CW]

2

1

ON ↔ OFF

Dimensions (LxWxH) 130mm x 30mm x 20mm

### Input Voltage

180Vac - 270Vac @50Hz

### Power Factor

>0.98 @230Vac

### Surge Immunity

>4KV

### Output Voltage

20 Vdc - 45 Vdc

### Dimming Range

0.1% - 100%

### Operating Temp

5°C - 45°C

### Output Current

150mA/200mA/250mA/300mA  
(Selectable by DIP switch)

### Range of Operations

15 mtrs (LoS)

### Platforms

tuya<sup>®</sup> AML

## Features



App control



Multi - Protocol



Voice Assistant  
Compatible\*



Tunable  
White



Dimming

## Ordering Code

**CCD-14-300-1-MINI PRO-SMT**

Power

Max DC  
Output [mA]

No Of  
Channels

Dimming  
Protocol

14W

300mA

1

2

SMT

ZBT

AIML

SIG Mesh Tuya

Zigbee Tuya

AIML

## 15W PRO

### CONSTANT CURRENT DRIVERS

UNWIRED connect  
Made in India

Standby Power <0.5W

Wire 0.4-1.5

Wiring See Datasheet

IS 15885  
(PART 2/SEC 13) : 2012

R-71020915

**CCD V2 15-350 PRO**  
CONSTANT CURRENT LED DRIVER

Wireless Dimmable:  1Ch  2Ch

Input Range - 220V to 240V Prated = 15W  
ta 5°C - 45°C tc max 85°C U-OUT = 50V

**RoHS COMPLIANT**

| SW1 | SW2 | Iout [mA] | Pout [W] | Vout [Vdc] | Un/Fn     | In [A] | λ [PF] | THD [%] |
|-----|-----|-----------|----------|------------|-----------|--------|--------|---------|
| ON  | ON  | 350       | 14.7     | 20V-42V    | 230V 50Hz | 0.076  | >0.98  | <5      |
| OFF | ON  | 300       | 12.6     |            |           | 0.066  |        |         |
| ON  | OFF | 250       | 10.5     |            |           | 0.055  |        |         |
| OFF | OFF | 200       | 8.4      |            |           | 0.045  |        |         |

ON ↔ OFF

2

1

Ch2 [WW] → -

SEC → +

Ch1 [CW] → -

2

1

ON ↔ OFF

**Dimensions (LxWxH) 146mm x 36mm x 25mm**

#### Input Voltage

180Vac - 270Vac @50Hz

#### Power Factor

>0.98 @230Vac

#### Surge Immunity

>4KV

#### Output Voltage

20 Vdc - 42 Vdc

#### Dimming Range

0.1% - 100%

#### Operating Temp

5°C - 45°C

#### Output Current

200mA/250mA/300mA/350mA  
(Selectable by DIP switch)

#### Range of Operations

15 mtrs (LoS)  
50 mtrs (LoS) selected variants

#### Platforms

CASAMBI

### Features



App control



Multi - Protocol



Voice Assistant  
Compatible\*



Tunable  
White



Dimming

### Ordering Code

**CCD - 15 - 350 - 2 - PRO - SMT**

Power

Max DC  
Output [mA]

No Of  
Channels

Dimming  
Protocol

15W

350mA

1

2

**SMT**

SIG Mesh Tuya

**ZBT**

Zigbee Tuya

**CSB**

Casambi

**AIML**

AIML

**DALI**

Dali - DT6/8

# 18W LV PRO

## CONSTANT CURRENT DRIVERS

Standby Power <0.5W  
Wire 0.4-1.5  
Wiring See Datasheet  
IS 15885  
(PART 2/SEC 13) : 2012  
R-71020915

**CCD V2 18-900-LV PRO**  
CONSTANT CURRENT LED DRIVER  
Wireless Dimmable:  1Ch  2Ch  
Input Range - 220V to 240V Prated = 18W  
ta 5°C - 45°C tc max 85°C U-OUT = 27V

**RoHS COMPLIANT**

| SW1 | SW2 | Iout [mA] | Pout [W] | Vout [Vdc] | Un/FN     | In [A] | λ [PF] | THD [%] |
|-----|-----|-----------|----------|------------|-----------|--------|--------|---------|
| ON  | ON  | 900       | 18.9     | 6V-21V     | 230V 50Hz | 0.099  | >0.98  | <5      |
| OFF | ON  | 800       | 16.8     |            |           | 0.088  |        |         |
| ON  | OFF | 700       | 14.7     |            |           | 0.077  |        |         |
| OFF | OFF | 600       | 12.6     |            |           | 0.066  |        |         |

ON ↔ OFF  
 2  
 1

Ch2 [WV]  
SEC  
Ch1 [CW]

2  
 1  
ON ↔ OFF

Dimensions (LxWxH) 146mm x 36mm x 25mm

### Input Voltage

180Vac - 270Vac @50Hz

### Power Factor

>0.98 @230Vac

### Surge Immunity

>4KV

### Output Voltage

6 Vdc - 21 Vdc

### Dimming Range

0.1% - 100%

### Operating Temp

5°C - 45°C

### Output Current

600mA/700mA/800mA/900mA  
(Selectable by DIP switch)

### Range of Operations

15 mtrs (LoS)

### Platforms



## Features



App control



Multi - Protocol



Voice Assistant  
Compatible\*



Tunable  
White



Dimming

## Ordering Code

**CCD-18-900-1-PRO-SMT**

| Power | Max DC Output [mA] | No Of Channels | Dimming Protocol  |
|-------|--------------------|----------------|-------------------|
| 18W   | 900mA              | 1              | SMT SIG Mesh Tuya |
|       |                    | 2              | ZBT Zigbee Tuya   |
|       |                    | AIML           | AIML              |

## 24W PRO

### CONSTANT CURRENT DRIVERS

UNWIRED connect  
Made in India

Standby Power <0.5W

Wire 0.4-1.5

Wiring See Datasheet

IS 15885  
(PART 2/SEC 13) : 2012

R-71020915

**CCD V2 24-600 PRO**  
CONSTANT CURRENT LED DRIVER

Wireless Dimmable:  1Ch  2Ch

Input Range - 220V to 240V Prated = 24W  
ta 5°C - 45°C tc max 85°C U-OUT = 50V

SELV  RoHS COMPLIANT

| SW1 | SW2 | Iout [mA] | Pout [W] | Vout [Vdc] | Uv/Fn    | In [A] | λ [PF] | THD [%] |
|-----|-----|-----------|----------|------------|----------|--------|--------|---------|
| ON  | ON  | 600       | 25.2     | 20V-42V    | tc 0.124 | 0.124  | >0.98  | <5      |
| OFF | ON  | 500       | 21.0     | 230V 50Hz  | 0.104    | 0.104  |        |         |
| ON  | OFF | 400       | 16.8     |            | 0.084    | 0.084  |        |         |
| OFF | OFF | 300       | 12.6     |            | 0.064    | 0.064  |        |         |

ON ↔ OFF

2

1

Ch2 [WW] →

SEC →

Ch1 [CW] →

2

1

ON ↔ OFF

**Dimensions (LxWxH) 146mm\* x 36mm\* x 25mm\***

#### Input Voltage

180Vac - 270Vac @50Hz

#### Power Factor

>0.98 @230Vac

#### Surge Immunity

>4KV

#### Output Voltage

20 Vdc - 42 Vdc

#### Dimming Range

0.1% - 100%

#### Operating Temp

5°C - 45°C

#### Output Current

300mA/400mA/500mA/600mA  
(Selectable by DIP switch)

#### Range of Operations

15 mtrs (LoS)  
50 mtrs (LoS) selected variants

#### Platforms

CASAMBI

### Features



App control



Multi - Protocol



Voice Assistant  
Compatible\*



Tunable  
White



Dimming

### Ordering Code

**CCD - 24 - 600 - 1 - PRO - SMT**

Power

24W

Max DC  
Output [mA]

600mA

No Of  
Channels

1  
2

Dimming  
Protocol

**SMT** SIG Mesh Tuya  
**ZBT** Zigbee Tuya  
**CSB** Casambi  
**AIML** AIML  
**DALI** Dali - DT6/8

To order as per above code kindly select one from each option given below

# 24W HV PRO

CONSTANT CURRENT DRIVERS

UNWIRED connect  
Made in India

Standby Power <0.5W

Wire 8.5-9.5mm<sup>2</sup>  
Wire 0.4-1.5

Wiring See Datasheet

IS 15885  
(PART 2/SEC 13) : 2012

R-71020915

**CCD V2 24-300-HV PRO**  
CONSTANT CURRENT LED DRIVER

Wireless Dimmable:  1Ch  2Ch  
Input Range - 220V to 240V Prated = 24W  
ta 5°C - 45°C tc max 85°C U-OUT = 90V

**RoHS COMPLIANT**

| SW1 | SW2 | Iout [mA] | Pout [W] | Vout [Vdc] | U <sub>n</sub> /F <sub>n</sub> | In [A] | λ [PF] | THD [%] |
|-----|-----|-----------|----------|------------|--------------------------------|--------|--------|---------|
| ON  | ON  | 300       | 24       | 45V-80V    | 0.116                          | 0.097  | >0.98  | <5      |
| OFF | ON  | 250       | 20       |            | 0.078                          |        |        |         |
| ON  | OFF | 200       | 16       |            | 0.059                          |        |        |         |
| OFF | OFF | 150       | 12       |            |                                |        |        |         |

ON ↔ OFF  
 2  
 1

Ch2 [WW]  
SEC  
Ch1 [CW]

2  
 1  
ON ↔ OFF

Dimensions (LxWxH) 146mm x 36mm x 25mm

### Input Voltage

180Vac - 270Vac @50Hz

### Power Factor

>0.98 @230Vac

### Surge Immunity

>4KV

### Output Voltage

45 Vdc - 80 Vdc

### Dimming Range

0.1% - 100%

### Operating Temp

5°C - 45°C

### Output Current

150mA/200mA/250mA/300mA  
(Selectable by DIP switch)

### Range of Operations

15 mtrs (LoS)

### Platforms

**AIML**

## Features



App control



Multi - Protocol



Voice Assistant  
Compatible\*



Tunable  
White



Dimming

## Ordering Code

**CCD - 24 - 300 - 1 - PRO - SMT**

Power

24W

Max DC  
Output [mA]

300mA

No Of  
Channels

1  
2

Dimming  
Protocol

**SMT** SIG Mesh Tuya  
**ZBT** Zigbee Tuya  
**AIML** AIML

## 40W PRO

### CONSTANT CURRENT DRIVERS

8.5-9.5mm<sup>φ</sup>  
Wire 0.4-1.5  
Wiring See Datasheet  
IS: 15885  
(PART 2/SEC 13): 2012  
R-71020915

**CCD 40-1000 iPRO**  
CONSTANT CURRENT LED DRIVER  
DALI Dimmable: 2Ch  
Input Range - 220V to 240V Prated = 40W  
Standby Power < 0.5W U-OUT = 50V  
t<sub>a</sub> 5°C - 45°C t<sub>c</sub> max 85°C

**RoHS COMPLIANT**

| SW1 | SW2 | I <sub>out</sub> [mA] | P <sub>out</sub> [W] | V <sub>out</sub> [Vdc] | UnvFn     | I <sub>n</sub> [A] | λ [PF] | THD [%] |
|-----|-----|-----------------------|----------------------|------------------------|-----------|--------------------|--------|---------|
| ON  | ON  | 1000                  | 42.0                 | 42V                    | 230V 50Hz | 0.210              | >0.98  | <5      |
| OFF | ON  | 900                   | 37.8                 | 20V-42V                |           | 0.190              |        |         |
| ON  | OFF | 800                   | 33.6                 |                        |           | 0.170              |        |         |
| OFF | OFF | 700                   | 29.4                 |                        |           | 0.150              |        |         |

ON ↔ OFF

Ch2 [WW] 2

Ch1 [CW] 2

Ch2 [WW] +

SEC +

Ch1 [CW] -

**Dimensions (LxWxH) 166mm x 40mm x 28mm**

#### Input Voltage

180Vac - 270Vac @50Hz

#### Power Factor

>0.98 @230Vac

#### Surge Immunity

>4KV

#### Output Voltage

20 Vdc - 42 Vdc

#### Dimming Range

0.1% - 100%

#### Operating Temp

5°C - 45°C

#### Output Current

700mA/800mA/900mA/1000mA  
(Selectable by DIP switch)

#### Range of Operations

15 mtrs (LoS)  
50 mtrs (LoS) selected variants

#### Platforms

CASAMBI

### Features



App control



Multi - Protocol



Voice Assistant  
Compatible\*



Tunable  
White



Dimming

### Ordering Code

**CCD-40-1000-1-iPRO-SMT**

Power

40W

Max DC  
Output [mA]

1000mA

No Of  
Channels

1  
2

Dimming  
Protocol

**SMT** SIG Mesh Tuya  
**ZBT** Zigbee Tuya  
**CSB** Casambi  
**AIML** AIML  
**DALI** Dali - DT6/8

To order as per above code kindly select one from each option given below

# 40W HV PRO

## CONSTANT CURRENT DRIVERS

**CCD 40-1000 iPRO**  
 CONSTANT CURRENT LED DRIVER  
 Dali Dimmable: 2Ch  
 Input Range - 220V to 240V Prated = 40W  
 Standby Power <0.5W  
 ta 5°C - 45°C tc max 85°C U-OUT = 50V

| SW1 | SW2 | Iout [mA] | Pout [W] | Vout [Vdc] | Un/FN | In [A] | λ [PF] | THD [%] |
|-----|-----|-----------|----------|------------|-------|--------|--------|---------|
| ON  | ON  | 1000      | 42.0     | (tc 230V)  | 0.210 |        |        |         |
| OFF | ON  | 900       | 37.8     | 20V-42V    | 0.190 |        | >0.98  | <5      |
| ON  | OFF | 800       | 33.6     |            | 0.170 |        |        |         |
| OFF | OFF | 700       | 29.4     |            | 0.150 |        |        |         |

RoHS COMPLIANT

Dimensions (LxWxH) 166mm x 40mm x 28mm

### Input Voltage

180Vac - 270Vac @50Hz

### Power Factor

>0.98 @230Vac

### Surge Immunity

>4KV

### Output Voltage

80 Vdc - 135 Vdc

### Dimming Range

0.1% - 100%

### Operating Temp

5°C - 45°C

### Output Current

150mA/200mA/250mA/300mA  
 (Selectable by DIP switch)

### Range of Operations

15 mtrs (LoS)

### Platforms



## Features



App control



Multi - Protocol



Voice Assistant  
 Compatible\*



Tunable  
 White



Dimming

## Ordering Code

**CCD-40-300-1-iPRO-SMT**

Power

40W

Max DC  
 Output [mA]

300mA

No Of  
 Channels

1  
 2

Dimming  
 Protocol

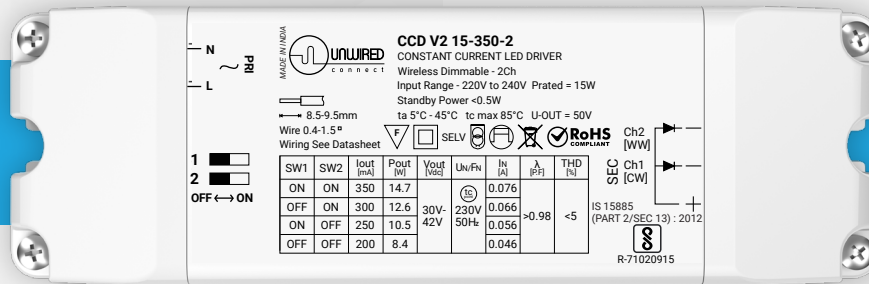
**SMT** SIG Mesh Tuya  
**ZBT** Zigbee Tuya  
**AIML** AIML

COMING  
SOON



# TRACK LIGHT CONTROLLER

## 15W



**Dimensions (LxWxH) 125mm x 38mm x 26mm**

### Input Voltage

120Vac - 285Vac @50Hz

### Power Factor

>0.98 @230Vac

### Surge Immunity

>4KV

### Output Voltage

30 Vdc - 42 Vdc

### Dimming Range

1% - 100%

### Operating Temp

5°C - 45°C

### Output Current

200mA/250mA/300mA/350mA  
(Selectable by DIP switch)

### Range of Operations

15 mtrs (LoS)

### Platforms



## Features



App control



Multi - Protocol



Voice Assistant  
Compatible\*



Tunable  
White



Dimming

## Ordering Code

**CCD - 15 - 350 - 1 - SMT**

Power

Max DC  
Output [mA]

No Of  
Channels

Dimming  
Protocol

15W

350mA

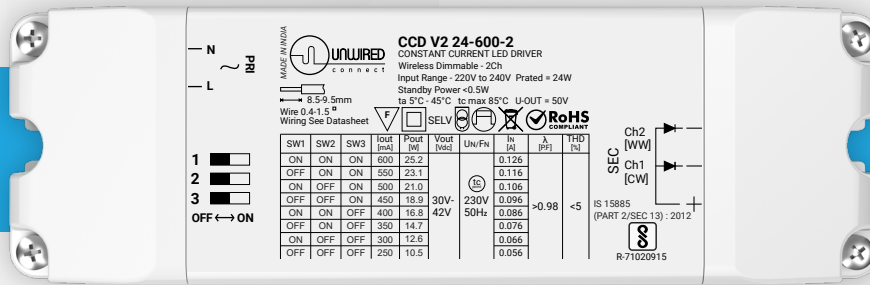
1

SMT  
WFT

SIG Mesh Tuya  
WI-FI Tuya

2

## 24W



Dimensions (LxWxH) 125mm x 38mm x 26mm

### Input Voltage

120Vac - 285Vac @50Hz

### Power Factor

>0.98 @230Vac

### Surge Immunity

>4KV

### Output Voltage

30 Vdc - 42 Vdc

### Dimming Range

1% - 100%

### Operating Temp

5°C - 45°C

### Output Current

300mA/400mA/500mA/600mA  
(Selectable by DIP switch)

### Range of Operations

15 mtrs (LoS)

### Platforms



## Features



App control



Multi - Protocol



Voice Assistant  
Compatible\*



Tunable  
White



Dimming

## Ordering Code

**CCD - 24 - 600 - 1 - SMT**

Power

Max DC  
Output [mA]

No Of  
Channels

Dimming  
Protocol

24W

600mA

1

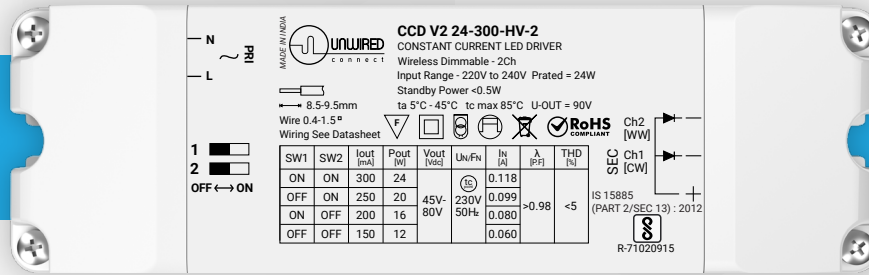
**SMT**  
**WFT**

SIG Mesh Tuya

WI-Fi Tuya

2

## 24W HV



**Dimensions (LxWxH) 125mm x 38mm x 26mm**

### Input Voltage

120Vac - 285Vac @50Hz

### Power Factor

>0.98 @230Vac

### Surge Immunity

>4KV

### Output Voltage

45 Vdc - 80 Vdc

### Dimming Range

1% - 100%

### Operating Temp

5°C - 45°C

### Output Current

150mA/200mA/250mA/300mA  
(Selectable by DIP switch)

### Range of Operations

15 mtrs (LoS)

### Platforms



## Features



App control



Multi - Protocol



Voice Assistant  
Compatible\*



Tunable  
White



Dimming

## Ordering Code

**CCD - 24 - 300 - 1 - SMT**

Power

24W

Max DC  
Output [mA]

300mA

No Of  
Channels

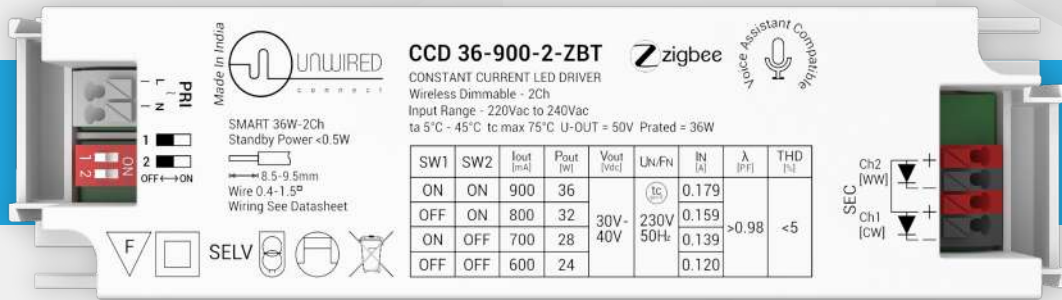
1  
2

Dimming  
Protocol

SMT  
WFT

SIG Mesh Tuya  
WI-FI Tuya

## 36W



**Dimensions (LxWxH) 125mm x 38mm x 26mm**

### Input Voltage

120Vac - 285Vac @50Hz

### Power Factor

>0.98 @230Vac

### Surge Immunity

>4KV

### Output Voltage

30 Vdc - 40 Vdc

### Dimming Range

1% - 100%

### Operating Temp

5°C - 45°C

### Output Current

600mA/700mA/800mA/900mA  
(Selectable by DIP switch)

### Range of Operations

15 mtrs (LoS)

### Platforms



## Features



App control



Multi - Protocol



Voice Assistant  
Compatible\*



Tunable  
White



Dimming

## Ordering Code

**CCD - 36 - 900 - 1 - SMT**

Power

36W

Max DC  
Output [mA]

900mA

No Of  
Channels


1  
2

Dimming  
Protocol

SMT  
WFT

SIG Mesh Tuya  
Wi-Fi Tuya

## 40W



Dimensions (LxWxH) 125mm x 38mm x 26mm

### Input Voltage

120Vac - 285Vac @50Hz

### Power Factor

>0.98 @230Vac

### Surge Immunity

>4KV

### Output Voltage

30 Vdc - 40 Vdc

### Dimming Range

1% - 100%

### Operating Temp

5°C - 45°C

### Output Current

700mA/800mA/900mA/1000mA  
(Selectable by DIP switch)

### Range of Operations

15 mtrs (LoS)

### Platforms



## Features



App control



Multi - Protocol



Voice Assistant  
Compatible\*



Tunable  
White



Dimming

## Ordering Code

**CCD - 40 - 1000 - 1 - SMT**

Power

Max DC  
Output [mA]

No Of  
Channels

Dimming  
Protocol

40W

1000mA

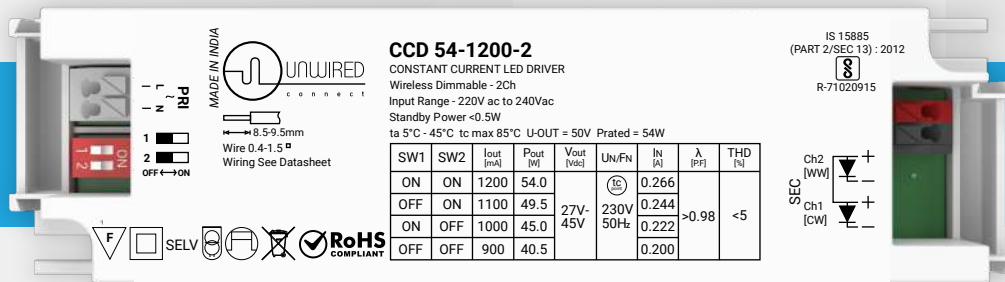
1

**SMT**  
**WFT**

SIG Mesh Tuya  
WI-FI Tuya

2

## 54W



### ZBT

THD <5% @230Vac  
STANDBY POWER <0.5W

### WFT

THD <10% @230Vac  
STANDBY POWER <0.85W

### SMT

THD <5% @230Vac  
STANDBY POWER <0.5W

**Dimensions (LxWxH) 125mm x 38mm x 26mm**

### Input Voltage

120Vac - 285Vac @50Hz

### Power Factor

>0.98 @230Vac

### Surge Immunity

>4KV

### Output Voltage

27 Vdc - 45 Vdc

### Dimming Range

1% - 100%

### Operating Temp

5°C - 45°C

### Output Current

900mA/1000mA/1100mA/1200mA  
(Selectable by DIP switch)

### Range of Operations

15 mtrs (LoS)

### Platforms

tuya® **AIML**

## Features



App control



Multi - Protocol



Voice Assistant  
Compatible\*



Tunable  
White



Dimming

## Ordering Code

**CCD - 54 - 1200 - 1 - SMT**

Power

Max DC  
Output [mA]

No of  
Channels

Dimming  
Protocol

54W

1200mA

1

**SMT** SIG Mesh Tuya

**WFT** WI-FI Tuya

**AIML** AIML

# protocol agnostic

## Tech

Wi-Fi

Bluetooth

Zigbee

Proprietary WSN

## Partners

Tuya

Casambi

AIML

DALI2

# platform agnostic

# COMING SOON



## STRIP LIGHT CONTROLLER

## STRIP LIGHT CONTROLLER



### CONSTANT VOLTAGE 10A / 15A

Dimensions (LxWxH) 123mm x 37mm x 22mm

#### Voltage Range

12V - 24V

#### Range of Operations

15 mtrs (LoS)

#### Operating Temp

5°C - 45°C

#### Max Current

10A or 15A

(The maximum combined output current is 10A / 15A which can be freely divided between 1-5 channels.)

#### Max Power

For 10A: 120W @12Vdc  
240W @24Vdc

For 15A: 180W @12Vdc  
360W @24Vdc

#### Platforms

CASAMBI AIML

### Features



App control



Multi - Protocol



Voice Assistant Compatible\*



Tunable White



Dimming

### Ordering Code

**UWC SLC - 15 - 1 - SMT**

Max Current

No. Of Channels


Dimming Protocol

10A  
15A

1  
2  
3  
4  
5

**SMT** SIG Mesh Tuya  
**WFT** WI-FI Tuya  
**CSB** Casambi  
**AIML** AIML

# MINI MAGTRACK



## CONSTANT CURRENT

**Dimensions (LxWxH)** 65.25mm x 13.5mm x 11.5mm

### Input Voltage

24Vdc / 48Vdc

### Range of Operations

15 mtrs (LoS)

### Operating Temp

5°C - 40°C

### Output Current

Made to Order  
100mA - 700mA

### Output Voltage

If Vin = 48V : Vout 20V - 42V  
If Vin = 24V : Vout 6V - 20V

### Output Power

Max 30W

### Platforms



## Features



App control



Multi - Protocol



Voice Assistant  
Compatible\*



Tunable  
White



Dimming

## Ordering Code

**U W C M T - X X X - 1 - S M T**

Output  
Current

No Of  
Channels

Dimming  
Protocol

As per Order

1  
2

**SMT** SIG Mesh Tuya  
**ZBT** Zigbee Tuya  
**AIML** AIML

To order as per above code kindly select one from each option given below

## MICRO MAGTRACK



### CONSTANT CURRENT

Dimensions (LxWxH) 67mm x 8.3mm x 5mm

#### Input Voltage

24Vdc / 48Vdc

#### Range of Operations

15 mtrs (LoS)

#### Operating Temp

5°C - 40°C

#### Output Current

Made to Order  
100mA - 350mA

#### Output Voltage

Max 15W

#### Platforms



### Features



App control



Handheld Remote



Voice Assistant  
Compatible\*



Dimming

### Ordering Code

**U W C M C T - X X X - 1 - S M T**

Output  
Current

No Of  
Channels

Dimming  
Protocol

As per Order

1

SMT

ZBT

SIG Mesh Tuya

Zigbee Tuya

# NEED IT NOW ? WE'VE GOT IT!

Shorten your project timelines.

TALK TO US ABOUT

**EX-STOCK AVAILABILITY**

## 10A Smart Switch



### Function

Compact WiFi smart switch supports 10A load, easy installation quick

### Platforms



## Salvador 2000 series




### Function

DALI-2 controller:  
max 16/32/64 address.  
Inbuilt PSU & Real-Time Clock.

### Platforms

CASAMBI

## CBU-A2D Controller



### Function

2CH Analog / Standalone DALI Controller  
DALI2,DT6,DT8,D4i. Maximum 8  
DALI Drivers in broadcast

### Platforms

CASAMBI

## CBU-TED-LR Controller



### Function

Trailing edge dimmer, 100W,10A  
inrush current

### Platforms

CASAMBI

## CBU-ASD-LR Controller



### Function

Controller supports DALI2, DT6, DT8, D4i.  
Maximum 3 DALI Drivers.

### Platforms

CASAMBI

## CBU-DCS Controller




### Function

DALI Interface to third party systems.  
No internal PSU.

### Platforms

CASAMBI

## Scene-DMX-Cas Controller




### Function

DMX to Casambi input device.  
12-24VDC. 10 scene.

### Platforms

CASAMBI

## Cas-DMX Controller



### Function

DMX-512 12CH master. 12-24VDC.

### Platforms

CASAMBI

## Bluetooth SIG Mesh Gateway



### Function

Seamlessly connects Bluetooth SIG Mesh devices to WiFi network systems

### Platforms



## Bluetooth Multimode Gateway



### Function

Supports Bluetooth multimode connectivity for flexible smart device integration

### Platforms



## Lan Bluetooth SIG Mesh Gateway



### Function

Combines LAN and Bluetooth SIG Mesh for seamless smart connectivity

### Platforms



## Apple HomeKit Gateway



### Function

Seamlessly integrates devices with Apple HomeKit for smart control

### Platforms



## Cloud Gateway



### Function

Cloud gateway for remote management of Casambi networks.

### Platforms

CASAMBI

## Lithernet Gateway



### Function

Local gateway for third party integration. PoE. Supports BacNET, Artnet, MQTT, TCP/IP

### Platforms

CASAMBI

## Smart 4 Zone Wall Remote




### Function

Control four independent zones with intuitive wall-mounted smart remote interface

### Platforms



## Casambi Xpress-LR



### Function

4 button keypad. Battery powered. With +/- and Up/Down dimming and tuning.

### Platforms

CASAMBI

## Siqitech D1 4-Button Switch



### Function

4 button keypad. Battery powered.

### Platforms

CASA  MBI

## Siqitech D1 6-Button Switch



### Function

6 button keypad :  
Battery-operated, 220v

### Platforms

CASA  MBI

## Siqitech D1 Rotary Dimmer 3 Button



### Function

Rotary switch with 3 buttons:  
LCD & non LCD

### Platforms

CASA  MBI

## Human Presence Sensor



### Function

Detects human presence accurately  
using advanced motion and micro-  
movement sensing

### Platforms



## Motion + Daylight Sensor



### Function

5.6Ghz Motion Sensor with 400W  
Relay Output

### Platforms

CASA  MBI

## UNITY-S1



### Function

PIR Motion & Daylight Sensor with DALI  
(25) & ON/OFF (1CH) Output

### Platforms

CASA  MBI

## IR Blaster Universal Remote Control



### Function

Casambi to IR Blaster. Supports up to  
8 functions such as A/V, A/C & Fans.

### Platforms

CASA  MBI

## IR Blaster Universal Remote Control



### Function

Universal compatibility supports wide  
range of infrared remote-controlled  
appliances

### Platforms



## Goldmedal Curtain Controller



### Function

Control 2 separate AC motor loads with max power of 150W. Includes 4 Push Button (Bell Push) Inputs.

### Platforms

CASAMBI

## Vlinca KNX-Casambi Bridge




### Function

Create 16 bi-directional scenes between KNX <> CASAMBI

### Platforms

CASAMBI

## Vlinca Rotary Knob



### Function

Rotary switch with 4 buttons. Comes in Silver, Grey & Black

### Platforms

CASAMBI

## Casambi Matter Bridge



### Function

Casambi to Matter bridge. Links a Casambi network to smart home systems (Amazon, Google and Apple)

### Platforms

CASAMBI

## Versaan Phasecut Dimmer



### Function

Phase Dimmer. 300W

### Platforms

CASAMBI

## CBU-PWM4-LR



### Function

4CH PWM. 12-24VDC input. 6A output (144W @ 24V)

### Platforms

CASAMBI

## Versaan VS-IC1-W




### Function

Convert a momentary Push Button wall switch into a smart lighting controller.

### Platforms

CASAMBI

## Versaan Integral R1



### Function

One channel 10A relay. 250A inrush current. Also comes with 3 push button inputs.

### Platforms

CASAMBI

## Scene-10-cas



### Function

Analogue input to Casambi.  
10 scene.

### Platforms

CASAMBI

## Goldmedal 4CH Relay



### Function

4 Channel Relay (4x 6A) and 4 Push  
Button (Bell Push) Input

### Platforms

CASAMBI

## Goldmedal Casambi Fan Controller



### Function

90Vac - 250Vac

### Platforms

CASAMBI

## Merrytek MSA221 B



### Function

24Ghz MW Occupancy & Daylight Sensor.  
Recessed and Surface Mount.

### Platforms

CASAMBI

## Merrytek MSA227S-IR-B1



### Function

PIR sensor with 400W Relay Output.  
220VAC. Recessed and surface mounting.

### Platforms

CASAMBI

## Versaan Unity S1E



### Function

90Vac - 250Vac

### Platforms

CASAMBI

## RUNNING-LIGHT-CASAMBI



### Function

Casambi to SPI Controller for  
Digital-LED strip

### Platforms

CASAMBI



SCAN TO DOWNLOAD  
**FULL VERSION**



Scan to Know More